



# Society for Pediatric Pathology Newsletter

## In this issue

### Contents:

President's Message	2
Distinction & Awards	3
Fellowship	4
Finance	5
Membership	6
Publications	7
More photos	8



Winter, 2009  
Volume 45, Issue 1




Newsletter Editor:  
Robert E. Ruiz

Webmaster:  
George Clay

Technical  
Support:  
Joe Oravec

Photographs  
courtesy of:  
William Donnelly,  
Luc Oigny, and  
Robert E. Ruiz

## Reports from the SPP Fall Meeting Louisville, KY October 2 - 5, 2008





Photos above: top center, Heritage horse farm; first row: Wild Turkey bourbon tasting (l); Yew Dell Gardens (m, r); second row: Yew Dell Gardens (l, r); Louisville at night (m).





**David Parham**  
SPP President



*Photos above, top  
to bottom:*  
**John Buchino,  
Megan Dishop,  
Sara Szabo**

## ***President's Message***

As Jerry Lee Lewis said, there's been a whole lot of shakin' going on at the Council and Executive Committee since our last Newsletter. Foremost of all, I want to congratulate and thank John Buchino for a grand old time in Louisville. What a host! His hospitality and social program set the standard for future interim meetings, starting with the bourbon tasting event at the reception. I noted considerable cheer and hilarity by the end of that particular function, and our wheels were well oiled for the program that followed. If that were not enough, he treated us to a lobster dinner at the Kentucky Derby museum, a talented dance band (an essential for our group!), a relaxing luncheon on the grounds of the local herbarium, and a trip to the countryside to admire Thoroughbred fillies and colts at a local breeder's ranch. The next day, we were hosted by John and family at his home, where we sang "Happy Birthday" to Kevin Bove and "My Old Kentucky Home". Way to go, John – indeed a meeting to remember!

One thing that became painfully obvious to me at the meeting is that the SPP bulges at the seams with business items. Consider the changes we have made in CME (e.g. pre- and post-test), Slide Survey, Perspectives, and our journal; add the man-power issues we face; and for good measure throw in our international collaborations and potential uses of our website, and you have a potent brew of time-consuming agenda items for any meeting. As a result, your President was unable to complete the Council agenda in the allotted 1 hour 15 minutes, and I became progressively more agitated as the time for the bourbon tasting approached. Beaten but unbowed, I have resorted to a new venue for Council interaction, namely the information highway. As a result, we have been experimenting with approaches to having "virtual" electronic meetings that allow us to share information, vote on important business, and conduct vigorous discussions on issues without the need for face-to-face interaction. I propose that we carefully consider how our limited time for the latter is used. Also, it will likely be necessary to make some changes to the Bylaws that accommodate alterations in Robert's Rules of Order that arise from email exchanges. That said, I am personally excited about this step into the twenty-first century, and I thank all of the Council for their patience during this process.

As you all know, the stock market has been buffeted by the worse downturn since the Great Depression, and our SPP investments have suffered accordingly. However, this year we maintained all of our non-investment income in the money market, so that your dues increase was protected and our amount of ready cash is greater than in years past. More details await the Financial Report of the Annual Meeting. The coming year will bring the challenge of how best to invest these funds and re-invest our other capital as financial opportunities arise.

I would like to close with words of appreciation for Carolyn Lane and Kerry Crockett, who manage our business at the United States-Canadian Academy of Pathology, and for the Executive Committee and Council members who have contended with me for the past ten months. You will be greeting by our incoming President, Jeff Goldstein, in the next Newsletter. I have been ably counseled and

*(continued on page 3...)*



## **President's Message** (continued from page 2)

and assisted by him, Sara Vargas, our Secretary-Treasurer, and Ted Pysher, our Past President, for the past year, and I have the satisfaction of knowing that I am leaving our Society in excellent hands. Thanks are also due to Council, particularly Ona Faye-Peterson (Education), Linda Ernst (Finance), Maria Tsokos (Awards), and Kathy Patterson (Publications), whom I have repeatedly pestered with memos, and Glenn Taylor, who agreed to be our electronic parliamentarian. Finally, I would be remiss if I did not mention the tremendous contributions that Rob Ruiz, Miguel Reyes-Mugica, and Hector Monforte-Munoz have made in directing our website, journal, and Slide Survey, respectively.

I extend my best wishes to all SPP members for a professionally satisfying and prosperous 2009. I look forward to interacting with you at our upcoming meetings in the Big East.

With best personal regards,

David Parham, MD  
President, Society for Pediatric Pathology

## **Distinction & Awards Committee**



**Maria Tsokos**  
Chair

**Erin Rudzinski** (below, left) from Children's Hospital and Regional Medical Center, Seattle, WA, won the **Gordon F. Vawter Pathologist-in-Training Award** for her platform presentation, "**PHOX2B Immunolocalization of the Putative Retrotrapezoid Nucleus in the Human Brain**". E. Rudzinski, R. Kapur.

The **Harry Neustein Memorial Award** for meritorious work involving electron microscopy or other novel technology was given to **Bahig Shehata** (below, center) from Children's Healthcare of Atlanta, Atlanta, GA, for his poster, "**Ewing Sarcoma with 7;22 Translocation- Is it Occurring in a Younger Age Group with Predilection for Extraskelatal Location? A Study of 35 Cases with Emphasis on Molecular Analysis**". M. Taweevisit, N. Warnick, M. Riberio, H.M. Katzenstein, C.R. Abramowsky, E. Schemankewitz, B. Shehata.

The **Perinatal Award** was granted to **Philip J. Katzman** (below, right), from University of Rochester Medical Center, Rochester, NY, for his platform presentation, "**Immunohistochemical Evaluation of Immune Markers in Chronic Villitis of Unknown Etiology**". P.J. Katzman, S.P. Murphy.


(continued on page 4...)



**Erin Rudzinski**



**Bahig Shehata**




**Philip J. Katzman**



***Distinction and Awards Committee (continued from page 3)***

The editors of *Perspectives in Pediatric Pathology* donated 3 copies of Volume 26, which were awarded to: (1) **Eumenia Costa Castro** (below, left), Children's Hospital of Pittsburgh, Pittsburgh, PA, runner up for the Gordon F. Vawter award with the study "Atypical Histiocytic Lesions following Acute Lymphoblastic Leukemia and sharing the same molecular marker" (2) **Hernan Correa** (below, center), Vanderbilt University Medical Center, Nashville, TN, runner up for the Neustein award with the study "Tumor Necrosis Factor Induced Mucin Release and Goblet Cell Depletion; A Potential Early Histologic Change in Necrotizing Enterocolitis" and (3) **Rebecca N. Baergen** (below, right), Weill-Cornell Medical Center, NY, NY, runner up for the Perinatal Award with the study "Villitis and Clotting-Is there an Association? A Retrospective Statistical Analysis".



**Eumenia Costa Castro**



**Hernan Correa**



**Rebecca N. Baergen**

***Fellowship Committee***



**Charles Timmons  
Chair**

The main focus of the meeting of the Fellowship Committee at the Fall meeting in Louisville was to continue its drafting of a template of competency-based goals and objectives for pediatric pathology fellowships. Such a template may prove useful to fellowship directors trying to bring their curricula into line with the ACGME requirements for accreditation of Pediatric Pathology fellowship programs. It is hoped that the finished product can be published in *Pediatric and Developmental Pathology*.

The Committee also has been giving consideration to how best to make contact with residents at the USCAP meetings who might be interested in Pediatric Pathology. The Society has in the past hosted breakfasts and receptions. Now, as the USCAP has expanded its activities for residents, with events such as a Fellowship Fair and other receptions and luncheons, we are having discussions about the best way for the SPP to make itself and its members accessible to residents at the meeting.

Also at the Fall meeting, the Fellowship Committee proposed to Council that the American Board of Pathology be petitioned to change its regulations regarding the timing of Pediatric Pathology fellowships. Currently all pathology subspecialty areas are permitted to begin inserting years of fellowship training after the second year of general pathology residency training, with the exception of Pediatric Pathology and Dermatopathology. Potential fellows in these two areas are required to wait until the conclusion of their general pathology training before doing any years for fellowship credit. Council has authorized the Fellowship Committee to contact the American Board of Pathology to request that Pediatric Pathology be allowed the same flexibility in scheduling its fellowships as is afforded to most other pathology subspecialties.

*(continued on page 5...)*



***Fellowship Committee (continued from page 4)***

Finally, the Committee made note of two developments which may impact Pediatric Pathology fellowships in the future. First, the American Board of Pathology has announced that beginning with the class of residents beginning in July, 2009, combined specialty-subspecialty certifications will no longer be offered. Second, the Association of Pathology Chairs has endorsed a standardized fellowship application form put forward by the College of American Pathologists Residents Forum, as well as a proposal for a voluntary standardized timeline for fellowship applications and offers, to be implemented in phases in over the next few years.

***Finance Committee***

Linda Ernst  
Chair

The statements of Income and Expenses for the fiscal year end June 30, 2008 were received shortly before the interim meeting and reviewed by the Committee. The Operating Fund incurred a \$40,373 loss due to unrealized investment losses, which was the major contributor to the overall deficit in the Operating Fund for the fiscal year of \$11,423. The Awards fund also had an unrealized investment loss of \$49,324.

From the income side the Annual Meeting was profitable and created income of \$17,026. The Case Survey Program also did well with income at \$17,371 (excluding website expenses). The Perinatal Meeting in Salt Lake City also produced \$2,406 for the Society.

On the expense side, the major concerns for the Finance committee were the increasing cost of the website renovations and maintenance, which was over-budget in the last fiscal year, mostly because of expenses incurred for case survey and SAMS that were not anticipated. All website expenses were reviewed in conjunction with the Publication and Education Committee and a plan was made to add new lines to the upcoming budget to cover all costs for the website. Expenses for perinatal meeting in Phoenix were also over-budget as a result of high venue costs.

The Finance committee also reviewed the proposed Income and Expenses budgets for the current fiscal year beginning June 30, and a small surplus is expected although investment outcomes are difficult to predict at this time.

Regarding the two society funds, the Operating Fund and the Awards Fund, the fiscal year-end net portfolio values were \$392,778 for the Operating Fund and \$401,236 for the Awards Fund. Both of these values are similar to the fund values at the beginning of the fiscal year, and overall total assets were down only \$140 at the end of fiscal year June 30, 2008.

The Society has high cash position at this point because a large cash bolus from the summer was not invested due to fears of a stock market downturn. The Finance Committee also reviewed recommendations from Don Lehman, our Merrill Lynch financial advisor, regarding the best allocation of our investments in this economic climate. The proposal to move to exchange traded funds was brought before Counsel, and it was decided that further review was necessary before a final decision could be made.

Council discussed additional expenses that may be added to the 2009-2010 budget. The first is a one time expense of \$5000 to help off-set costs for international travel to the interim meeting in Philadelphia, and the second is an increase in the number of pages to the journal which will increase the overall cost of the journal. The exact cost of this is still to be worked out with the Publications committee.

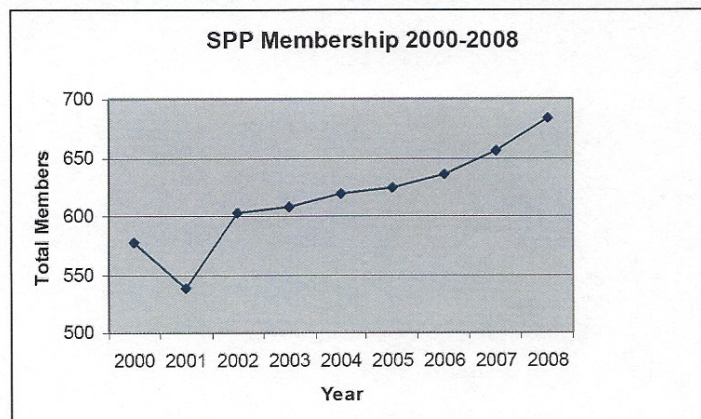


## Membership Committee



**Portia A. Kreiger**  
Chair

The society is composed of 666 members, of whom 404 are regular members. Overall, the Society membership continues to be relatively stable with slow growth over the last several years.



The current roster of members includes:

Regular	404
Junior	39
Affiliate	97
Emeritus	81
Life	45
<b>TOTAL</b>	<b>666</b>

New members approved by the Council in Louisville, KY:

### Regular Members

- Jonathan Hecht, MD, PhD (Asst. Prof. of Pathology, Harvard Medical School & Staff Pathologist, Beth-Israel Deaconess Medical Center)
- Xiayuan Liang, MD (Assoc. Prof. of Pathology, Univ. of Colorado & Staff Pathologist, The Children's Hospital & Univ. of Colorado Hospital, Denver, CO)
- Sharon Geaghan, MD (Chief of Pathology/Director of Clinical Laboratory, Lucile Packard Children's Hospital, Stanford Hospital and Clinics, Stanford, CA)
- Jan Willem Jansen, MD (Pathologist, Hamilton Health Science, Hamilton, ON)

### Junior Members

- Jean Marie Coviello-Malle, DO (Pathology resident, PGY-2, Univ. of Arkansas for Medical Sciences, Little Rock, AR)
- Sara M. Duesterhoeft, MD (Fellow, Univ. of Washington, Seattle, WA)
- Sultan Habeebu, MD, PhD (Pediatric Pathology Fellow, Children's Mercy Hospital, Kansas City, MO)
- Lisa Shane, MD (Pediatric Pathology Fellow, Children's Hospital Los Angeles, Los Angeles, CA)

*(continued on page 7...)*



**Membership Committee (continued from page 6)****Junior Members (continued)**

5. David Spence, MD (Pathology resident, PGY-3, Washington Univ. in St. Louis, St. Louis, MO)
6. Catherine Tse-Shing Chung, MD (Pediatric Pathology Fellow, The Children's Hospital of Philadelphia, Philadelphia, PA)
7. Jessica Comstock, MD (Pediatric Pathology Fellow, Primary Children's Medical Center, Salt Lake City, UT)
8. Marina Landa, MD (Pediatric Pathology Fellow, Children's Hospital of Michigan/Wayne State University, Detroit, MI)
9. Kristen Thomas, MD (Pathology resident, PGY-2, New York University, Brooklyn, NY)
10. Leslie Hamilton, MD\* (Pathology trainee, Foothills Medical Centre, Calgary, Alberta)
11. Yael Kushner, MD\* (Pathology resident, PGY-3, McGill University, Montreal, Quebec)
12. Deborah Spencer, MD\* (Pathology resident, PGY-2, Charleston, SC)

\*designates Resident Recruitment Award recipients

**Affiliate Members**


1. Joanna Perry-Keene, MBBS, FRACP (Staff pathologist, Royal Brisbane and Women's Hospital, Brisbane, Australia)

**Publications Committee**

**Kathy Patterson**  
Chair

The two major areas of focus for the Publications Committee are the Society journals and the Society website. The fall meeting found both on a positive track (good news given the negative spiral the nation overall was and is facing!)

The Pediatric and Developmental Pathology (PDP) journal remains in good financial shape and again demonstrated an improved "impact factor", a measure of how many articles from the journal are cited. The journal continues to maintain nearly 50 accepted articles in the "In Press" status prior to journal publication. Articles "In Press" appear in PubMed and are available online at the PDP website in a pre-publication format. Access to the PDP website is easy via the SPP website; simply click the "Publications" button at the top, then click on the image of the journal front page. If you wish to view to complete article you will be asked to logon - your logon is the same as your Memberclicks logon, though in the opposite order (i.e. Name and then Member number). Meanwhile a variety of methods to accelerate the publication in PDP were discussed, including increased page numbers in the journal (at an expense of approximately \$2,355/issue), and publishing a subgroup of case reports online only. Our partner, the Pediatric Pathology Society is currently reviewing these options; stay tuned.

The PDP has begun offering featured articles with open access. If you look at the online version of the PDP you will notice that the current issue includes an article highlighted with the logo . This featured article remains available as open access until the next issue is published.

Publication of the fall and spring meeting abstracts has always differed. The fall meeting abstracts are published in PDP following the meeting and remain accessible in both the hard copy and online versions of PDP. The spring meeting abstracts have been published prior to the spring meeting in the February USCAP journals, but have not been available in the online versions of those journals following the meeting. Starting this spring the PDP will re-publish the spring meeting abstracts following the meeting, allowing for online access to them in perpetuity.

*(continued on page 8...)*



***Publications Committee (continued from page 7)***

Volume 27 of Perspectives in Pediatric Pathology (PiPP), The Respiratory System with Claire Langston as editor, is nearing completion, with publication anticipated in 2009. Meanwhile the initiation of the PiPP as a hard bound supplement is underway. The first volume under this new format (Vol. 28) will be Pediatric Clinical Pathology with Beverly Rogers and Jim Clark as volume editors.

The SPP Website continues to flourish under the guidance of Rob Ruiz. With the new and vastly improved website the time required for content oversight and maintenance has increased at the same time Rob's attention is needed for evaluating and developing proposed new uses of the website. To help Rob address the appropriate expansion and use of the website a Website subcommittee of the Publications Committee has been formed. Bev Rogers has agreed to head this subcommittee with Alba Greco and Corey Hanley as members (and Rob as an ex-officio member). Suggested uses for the website are frequently bantered about on the PedPath listserve. This listserve is however not overseen or administered by the SPP and suggestions discussed there remain just that – suggestions. To be considered for SPP Website use, a suggestion needs to be formally offered to the Publications committee, and now more specifically to the new Website subcommittee.

***More photos from the Fall Meeting***



Photos above, left to right: top row, at the Kentucky Derby Museum: Caroline Mangerel Oligny (l), David Parham (r); lobster feast: Bev Rogers (l), David Witte (r); middle row: Stewart Cramer; Ted Pysher (l), Deborah Vinson-Spencer (r); Pepper Dehner; Leon Metlay; bottom row, at Yew Dell Gardens: (l to r) Uma Desai, Cyril D'Cruz, Monica D'Cruz; Sara Vargas; Megan Dishop (l), Karen Eldin (r)